

---

**LR 海胶集团**

2024

601118

2025 5 20

---

# 2024

		.....	3	
		.....	4	
		.....	5	
1	2024	.....	5	
2	2024	.....	6	
3	2024	.....	12	
4	2024	2025	.....	16
5	2024	.....	17	
6	2024	.....	19	
7	2025	.....	20	
8	2025	.....	21	
9	2025	.....	24	
10	2025	.....	25	
11	2025	.....	34	
12	2025	.....	37	

2024

0



2024

1

2024

2

0

//

---

2025 5 20 15:00

1

2

3

4 2024

5

1

2

3

6

7

8

9

10

---

1

2024

“ ” “ ”

2024

2024

2 ——

2024

www.sse.com.cn

2025 5 20



---

30% R1

EUDR

" "

25% "

"

" 2024

" "

KM

2024

" 1+5+X"

"

"

"

2024

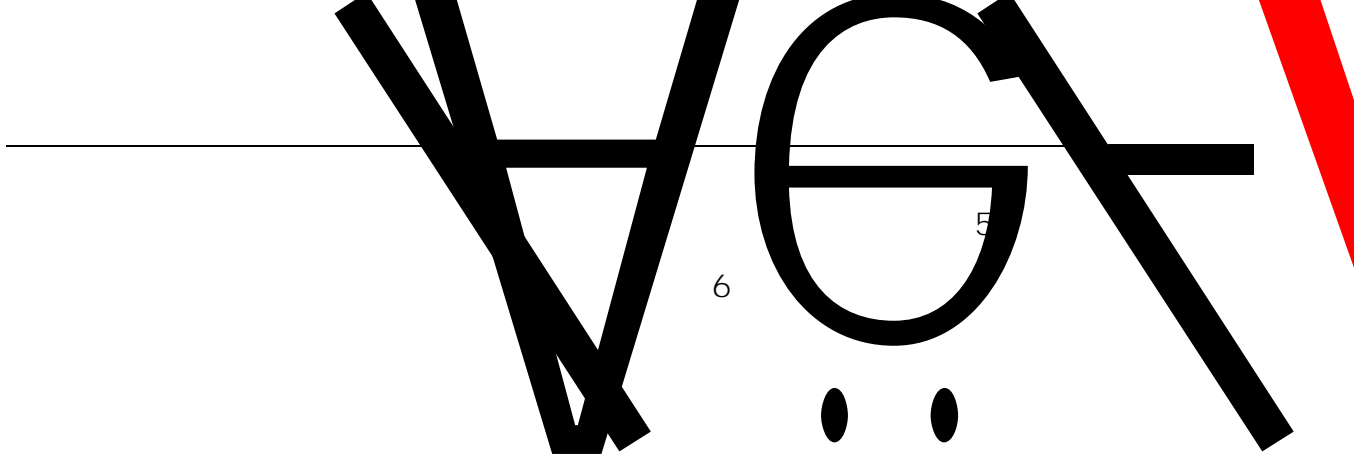
"

EUDR

2 " "

---

2024



166

235

2024

2024



2025

2025 " "

2025

2025

2025

---

2025

---

3

2024

2024

2024


4

16

2024 4 28		2023
		(,
		(,
		m
		(,
		(,
		2024
		(,
		2024
1/		
2024 8 27		2024
		2024
~		2024



@i AxoP BQ, DQ, E



6 i y 4 L 6

2023

mí



8 —

2022

2025

2025

2025

---

2025 5 20

2024

2025

2024

2025

2024

1

91.87

2024 10 10

2

127.32

2024 1-3  
4-12

3

/

4

/

5

5

5

# 505W

5

2024

2024

2024

2024	496.73	31.80%	ê
1.35	-0.86	1.03	
		-5.81	0.0242
	1.05%		
2024 12 31	360.70	247.71	
	112.99		




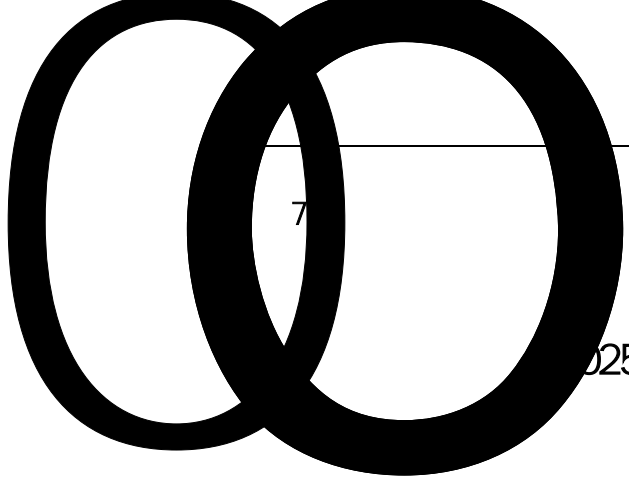
2024

2024

	317, 669, 658. 61		
1, 710, 613, 379. 13	10%	31, 766, 965. 86	
2024	2023	89, 440, 039. 46	
	1, 907, 076, 032. 42		
	2024	4, 279, 427, 797	10
	0. 109		46, 645, 762. 99
2024			45. 12%
	1, 860, 430, 269. 43		

	46, 645, 762. 99	89, 440, 039. 46	0
	0	0	0
	103, 389, 020. 00	297, 124, 723. 08	76, 399, 653. 34





7

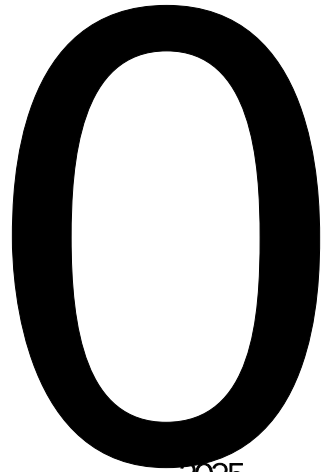
2025



2025

2024

2025



2025

2025

"

25 0

2025

2024

		2024	2024	
	Archi pel ago Rubber Tradi ng Pte. Ltd.	90,000.00	70,878.77	
	PT. Ki rana M@gatara	27,000.00	3,088.61	
		11,000.00	8,647.97	
		3,000.00	58.03	
		8,031.00	7,206.69	
		1,700.00	1,868.28	
	Archi pel ago Rubber Tradi ng Pte. Ltd.	21,085.80	3,075.34	
		1,500.00	73.37	
		22,000.00	20,200.05	
		2,597.30	2,962.54	
		300,000.00	41,000.00	2024 12 31
		487,914.10	159,059.65	

			2025	2024

---



2025

2025

2025

2025

60

2025

2024

2025 5 20

# 附錄



2025

2025

7

140,000

144,333 56.6% ± Nq

%

1.	70%					
Halcyon Agriculture Corporation Limited	68.10%	75.60%	25,870.6	74,333	47.29%	
China Rubber Technology Group Company Limited	100%	91.72%	-	70,000	44.54%	
	100%	78.44%	16,383.82	55,000	4.87%	
	100%	88.12%	3,413.06	20,000	1.77%	
	100%	71.45%	15,653.56	30,000	2.66%	
			4%			
2.	70%					
	80%	5.57%	-	5,000	0.44%	

S


	Hevea Cameroun S. A.	90%	108.62%	6,998.59	14,145	9.00%
	Hevea Cameroun Hevea S. A.	80%	111.2%	3,462.3	940	0.60%
	Corrie MacColl Europe BV	100%	47.71%	1,347.8	9,650	1.69%
	Hevea Global Pte Ltd	100%	66.33%	-	4,500	2.86%
	New Continent Enterprises Pte Ltd	100%	93.46%	-	-	-
R1	Hwah Yang Agro Industries Sdn Bhd	65%	30.32%	94.08	211	0.13%
	R1 International Malaysia Sdn Bhd	100%	73.75%	66.53	1,273	0.81%
	R1 International (India) Private Limited	100%	73.85%	67.35	1,016	0.65%

1 7.1884

2024 12 30

Ä Ó

5000



3

Halcyon Agri Corporation Limited

11 Clementine Avenue, #05-02 Haw Par Centre, Singapore

22/22

9.53

( )

2024 12 31 209,316.4

158,302.3 51,014.1 75.6%

2024 377,712.3 -3,090.9

68.10%

China Rubber Technology Group Company Limited

2

2024 12 31 1,444,979.56

1,325,384.63 119,594.93

91.72% 2024 2,689,953.28 -45,406.39

100%

188 A-522

64,000

863,542.90

574

79

861.10

,000

2

2024 12 343.

41,623.99

36,678.17

4,945.83

88.12% 2024

374,243.86

1,265.15

100%

( )

69

A116-1

3,000





2024 12 31 13,697.4  
5,535.4 7,162.0 47.71%  
2024 22,692.2 26,743  
100%  
He% L



239922.

1,614

2024 12 31 16,075.4  
10,663.3 5,412.1 66.33%  
2024 .4

50

vt

10

02P


205

02P

965





818 QI nencen AVUNA #0-05 H9 B9 CEMLE' 2289046



10

02P vt



---

100%

Hwah Yang Agro Industries Sdn Bhd

No. 31, 1st Floor, RH Plaza Centre, Lane 1, Jalan Lapangan  
Terbang, 93350 Kuching, Sarawak, Malaysia

2024	12	31			673.52
204.21			193.86		90.3
469.31			30.32%	2024	Hwah Yang
1678.44			2.68		
R1		65%			

R1 International Malaysia Sdn Bhd

Suite 20B, Level 20 Sunway Tower, 86, Jalan Ampang 50450  
Kuala Lumpur

500,000


2024	12	31			2763.6
2038.23			2025.25		342.83
725.37			73.75%	2024	R1
6069.77			54.88		
R1		100%			

R1 International (India) Private Limited

No: 10-1, Vanaraveera Sankirna, 5th Cross, 9th 'A'  
Main, Jayanagar 2nd Block, Bangalore - 560011, Karnataka State, India.

958,379

2024	12	31			532.28
393.1			367.79		198.63
139.18			73.85%	2024	R1
5741.16			19.24		



2024 12 31 9,684.88 ,  
3,336.21 , 6,348.67 , 318

---

11

2025

10.5

2025

12

---



2025

" "

2025

2025

" "

" "

" "

"

"

2025

59. 43

2025