

2020- 2029

WWF

2020 8





"

"

2009 3

4

1959

1960 1 2



3

4

5

6

7

"

"

8

9

10

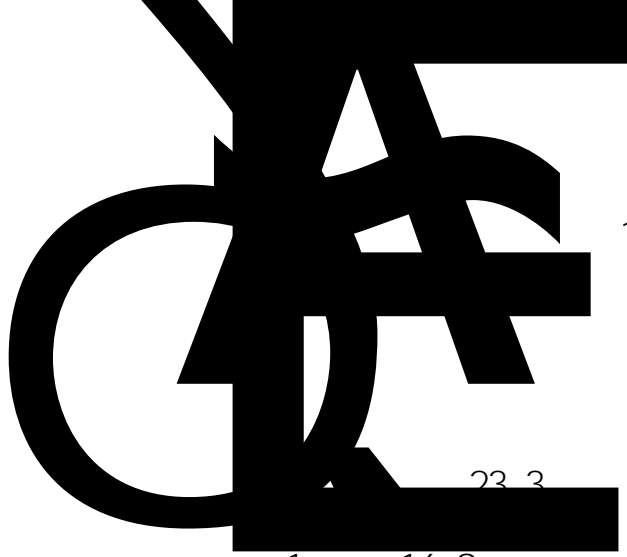
(

109° 26 24    109° 44 41    19° 20 42    19°  
51 06

"    "

109° 33 35    19° 34  
12                    120

22



10 15

23.3

1 16.9

1584 5 10

4

13




40.3

1.1

223

85% 11

4



x 16.5 25cm

3

450

ê

v

0

Q



	2019	9526.44	
16.77%	8958	472	5.01%
	3.56	23888	

S306 S308

	2019		
	2015	2030	2018
190133.3		184557.0	178693.6
		5616.8	246.6
172.1		74.5	
5576.4		5245.3	11.7
319.3		94.0%	96.7%
			4
	5		
			2
	30397.5	16.0%	
	41368.2	21.8%	
	37698.3	19.8%	
	39218.0	20.6%	
	41451.3	21.8%	

	190133.3	184557.0
97.1%	5576.4	2.9%
184557.0		
	178693.6	96.8%
5616.8		3.0%
246.6		0.1%
5576.4		
5257.0		94.3%
319.3		5.7%
	184557.0	
	13382.6	7.3%
12803.6		6.9%
67.7		0.04%
12735.9	6.9%	578.9
	0.3%	
	171174.4	92.7%

	189555. 7		
1224185. 89		183645. 5	
1224185. 89		5910. 2	
	178693. 6		97. 3%
1191442. 30		97. 3%	
4951. 9	2. 7%	32743. 58	
	2. 7%		
	5616. 8		
95. 0%		293. 4	
		5. 07%	
	189555. 7		1224185. 89
	189555. 7		1224185. 89
	37. 0	0. 02%	350. 34
	0. 03%		
	189518. 7		99. 98%
1223835. 55		99. 97%	

	189555.7		1224185.89
	13382.6	7.1%	92875.11
	7.6%		
	176173.2	92.9%	
1131310.78	92.4%		

	189555.7		1224185.89
	13382.6	7.1%	92875.11
	7.6%		
	176173.2	92.9%	
1131310.78	92.4%		

	189555.7		1224185.89
	188244.5	99.31%	
1223835.55	99.97%		
	1274.2	0.67%	
	37.0	0.02%	350.34
	0.03%		



180 55.7

122 85.89

32368.3

1274.2

7.1%

892 1

0.7%

56.40°

0.5%

10928.6

5.8%

90102.71

7.4%

68658.9

36.2%


46217.53

34.70%

76157.7

338028 43

252





10 2

GB/T 15776-2016

GB/T 15781-2015

LY/T 1646-2005

GB/T 18337.3-2001

2009 214

2004 251

LY/T 1594-2018

[2007] 10

FSC

FSC-STD-CHN-01-2016

1-0

2013

2013 6 4

NY/T 221-2016

NY/T 1088-2006

2013 8

(2013 8 )

( )

(2014 1 )

(2009 3 )

( 2015-2030)

"

"

"

"

"

"

3.1

### 3.1

	2020 2024		2025 2029		
	1				
2					
3		0.5%		0.5%	
4		0.1%		0.1%	
5	● ● ● ● HCV	80%	● ● ● ● HCV	80%	
6		1410	6%	1410	6%
7		5	10	15	

8	20	20
9	3000	3000





67.7

1273.9 5

578.9

§

§

2

X

74.5

174899.0

1274.2

319.3

"

"

"

"

"



FSC

FSC

7- 20- 59

PR107

7- 33- 97

1

30

5

1

15

"

"



**Q&A**



1587006

[ 2013] 114

			18.82		
15.15		366.8		3.67	
108					
			" "		
				" "	
		2015 2019		9432 6974	
7983	9430	8958			
		8000		8500	

2

17

10

' '

11

5

" " F ~ x

30%



9

1

2

3

4

5

10

6

6.1

50

6.2

6.3

7

7.1

50

7.2

7.3

3

8

8.1

2

3

2

+2

3

2

8.2

8.3

"

"

"

"

— —

— —

9

10

12 14

3

11

12

13

14

14. 1

14. 2

14. 3

14. 4

35961

399749

279824

3596

39975

27982



2.4

2.5

2.6

FSC

1

1.1

1.2

2

2.1

2.3

2.4

2.5



**1**

1.1

1.2

1.3

1.4

1.5

1.6

**2**

2.1

2.2

2.3

2.4

2.5

1

1.1

1.2

2

2.1

2.2

2.3

2.4

2.5

1

1.1

1.2

2

2.1

2.2

2.3

1

1.1

1.2

2

2.1

2.2

2.3

2.4

2.5







60 70

44

70

3

2

1329

66.5

68.7

6



15548 1587006  
280 44436  
3924 20  
200 200  
2000 20 200  
1000 10000  
130741 • 13074.1  
82500 1.4  
115500 279824  
500 13991  
1250

Ctob10









2029

1.

2.

3.

4.

5.

6.

7. FSC



海胶集团FSC-FM认证单位（西联分公司）林地分布图

