

”

”

2005 3 ,

2009 3

138595. 1

125968. 6

103171. 9

22796. 8

1957 6

1959 4

——

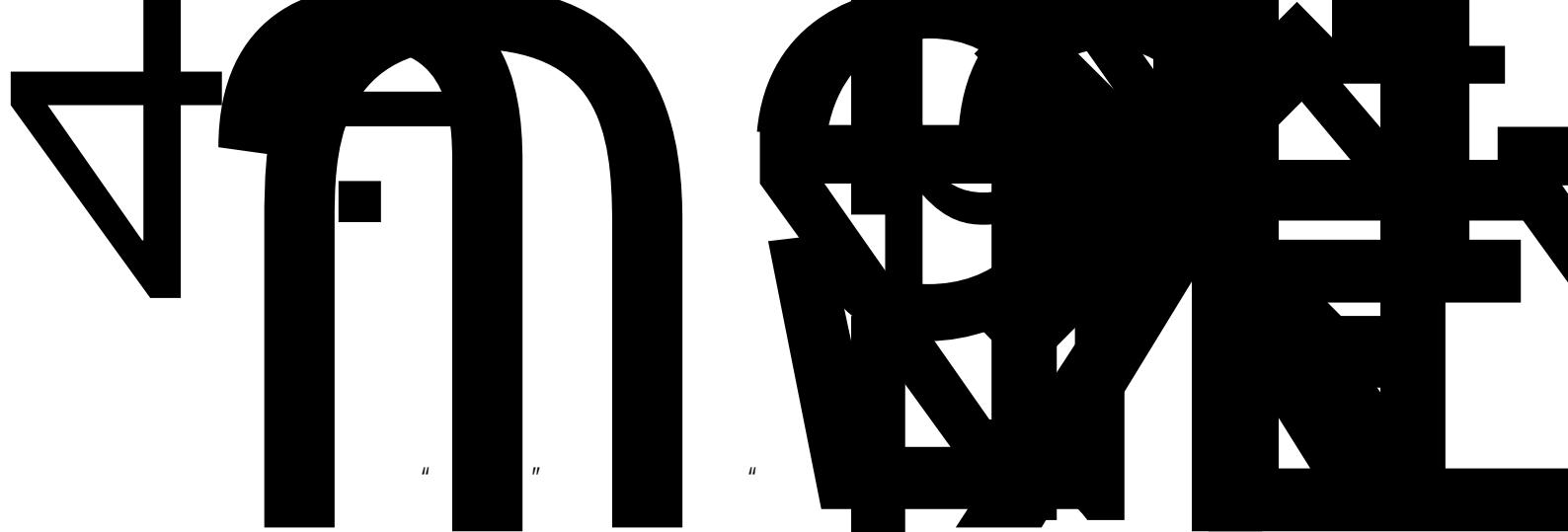
1990 9

” ” ” ”

(1993 12

)

2005




"

"

"



m



(

109° 03 52

109° 26 44

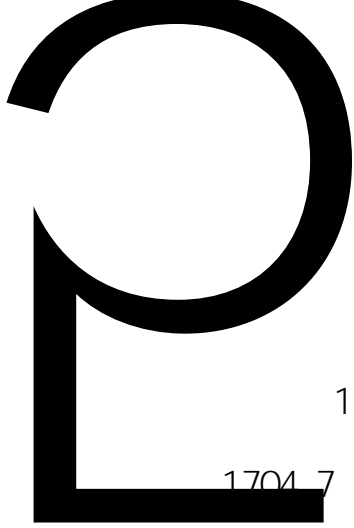
19° 20 45

19° 38 08

{ L\$



j



17.3

27.5

23.6

1704.7

3

16.5 25T

			93%	
	7%			
		582	237	
572	10			
254	237	81		1
	86.5%		9.4%	1.8%
1.7%		0.4%		0.2%
			5.6	
70%		20%		10%
	2019		357.64	
		6.5%		134.14
2.3%			37.94	4.3%
	15.21		2.3%	22.78
	5.0%		185.56	
10.1%				37.5% 10.6%
51.9%		39065		
5663		5.6%		
	2019		6811.7	
4.81%	6226		284	4.36%
	6.29		24570	



2015 2030

201

2018

2085.


138595. 1

108690. 4

100412. 6

1130. 7

881. 7



	18866.9	13.6%
	28702.8	20.7%
	23593.2	17.0%
	138595.1	108690.4
78.4%	29904.7	21.6%
138595.1		
	100412.6	92.4%
1130.7		1.0%
	3881.7	3.4%
	3265.4	3.0%
	29904.7	
29815.7		99.7%
319.3		0.3%
	108690.4	
	14609.8	13.4%
	94080.6	86.6%
	133478.9	1284611.85

	124868.0	1284611.85
	3216.3	
5394.6		
	100412.6	80.4%
986842.26	76.8%	
24455.5	19.6%	297769.59
23.2%		
	1130.7	35.2%
	2085.6	64.8%
	3881.7	
72.0%		1512.8
28.0%		
	133478.9	1284611.85
	133478.9	1284611.85

	19.7	0.01%	155.83
	0.01%		
	133459.2	99.99%	
1284456.02		99.99%	
	133478.9		1284611.85
	14607.5		
10.9%	132603.18	10.3%	
	118871.4	89.1%	
1152008.67		89.7%	
	133478.9		1284611.85
	14607.5	10.9%	132603.18
	10.3%		
	4087.9	3.1%	24344.33
	1.9%		
	114783.5	86.0%	
1127664.34		87.8%	
	133478.9		1284611.85

	125968.6		94.37%	
1259191.93		98.02%		
	3216.3		2.41%	
	4274.3		3.20%	25264.09
	1.97%			
	19.7		0.01%	155.83
	0.01%			
		133478.9		1284611.85
/	26546.0			3216.3
	19.9%	13198.25		1.0%
	4685.3		3.5%	27122.92
	2.1%			
	6248.8		4.7%	46020.27
	3.6%			
	21473.8		16.1%	243605.98
	19.0%			
	74525.1		55.8%	954664.43
	74.3%			

1

2

3

10 2

2020 2024

2025 2029

2019 12 28

2018 3 19

2014 4 24

2018 12 29

2019 8 26

2014 7 29

2017 10 7

2016 2

6

([2003] 9

)

LY/T 2007-2012

LY/T 2008-2012

GB/T 15776-2016

GB/T 15781-2015

LY/T 1646-2005

GB/T 18337.3-2001

2009 214

2004 251

LY/T 1594-2018

[2007] 10

FSC

FSC-STD-CHN-01-2016

1-0

2013

2013 6 4

NY/T 221-2016

NY/T 1088-2006

2013 8

(2013 8)

()

(2014 1)

(2009 3)

(2015-2030)

"

"

"

"



3.1



8	20	20
9	3000	3000

2019

14609. 8

123896. 3

94080. 6

29815. 7

89.0

14609.8

14607.5

2.4

14401.4

206.1

123896.3

118871.4

5024.8

3686.3

105.1

1233.4

118851.8

19.7

111567.2

4068.3

3216.3

19.7

89.0



« È 7 ¼ Wà ...

C

FSC

FSC

7- 20- 59

PR107

7- 33- 97

1

30

15

5

"

"

mě

"

"

30

1

[2013] 114

+

"

125968. 6

103171. 9

22796. 8

" "

" "

2015 2019

6685

6856

6273

6510

6226

6000

6500

10000

3000

60

, ,

11

5

1

2

9

1

2

3

4

5

10

6

6.1

50

6.2

6.3

7

7.1

50

7.2

7.3

3

8

8.1

2

3

2

+2

3

2

8.2

8.3

"

"

"

"

— —

— —

9

10

12 14

3

11

12

13

14

14. 1

14. 2

14. 3

14. 4

22266

416326

291428

2227

41633

29143

1

1.1

1.2

1.3

1.4

1.5

2

2.1

2.2

2.3

2.4

2.5

2.6

SC

2.3

2.4

2.5

1

1.1

1.2

1.3

2

2.1

2.2

2.3

1

1.1

1.2

1.3

1.4

2

2.1

2.2

2.3

2.4

2.5

2.6

1

1.1

1.2

1.3

1.4

1.5

1.6

2

2.1

2.2

2.3

2.4

2.5

1

1.1

1.2

2

2.1

2.2

2.3

1

1.1

1.2

2


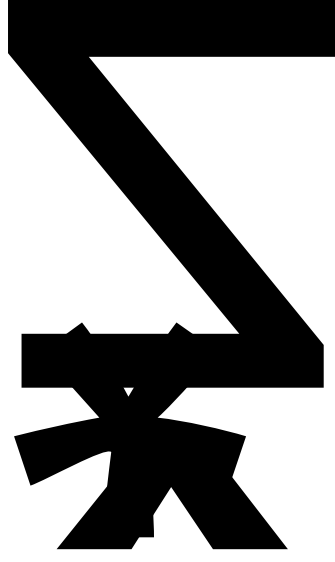
2.1

2.2

2.3

2.4

2.5



60 70

20

208 4

205 4

303 6

307 2


406 4

70

2

312 1

510 1



113.4

58

		97335		9733.5
	6		60	2020
850		6%		11204
	138595		80	
100		12474		
	25513	1350		3444
		258317	600	





海胶集团FSC-PM认证单位（八一分公司）林地分布图

